



Technology checklist

Safer hospitals

A guide to the safety and security ecosystem



Table of contents

Introduction: creating safer hospitals	3
Security at the campus level	4
Security at the property perimeter level	5
Security at the parking lot perimeter level	6
Security at the building perimeter level	7
Security at the hallway/patient room level	8
Conclusion	9





Creating safer hospitals

Keeping healthcare facilities safe is increasingly becoming a top priority for those receiving care as well as those administering care. Healthcare facilities nationwide are introducing technology that will not only improve situational awareness and keep teams connected, but keep those within their facility safer.

Communications and safety technology is evolving to help healthcare facilities meet the everyday security challenges they face. Healthcare professionals are responsible for administering safe care to their patients, but it is also important to keep those inside the facility feel secure.

At Motorola Solutions, we've made this vision a reality by building a unified and connected technology ecosystem that integrates critical communications, video security, data and analytics on one common operating platform – giving hospitals the systems they need to detect, analyze, communicate and respond to unfolding incidents or threats. The same technology that keeps your team and facility safe also makes you better at everything you do. These fundamental technologies keep your facility connected and operations efficient – providing the assurance of safety you need so patients and staff can focus on what is important.

Our Safe Hospitals integrated ecosystem helps healthcare facilities meet security needs and requirements at all levels, from the campus-wide layer all the way down to the individual patient room. Throughout this checklist we will walk through how Motorola Solutions technology fits into each layer.





Security at the campus

Having integration amongst technology at the campus wide level for your hospital is essential to ensure the safety and security of the people accessing the facilities on campus on a daily basis.

Campus safety & security elements include:

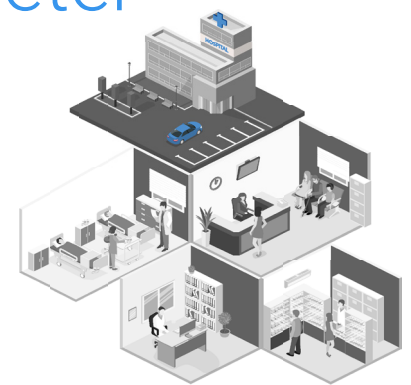
RECOMMENDED TECHNOLOGY	INSTALLED ✓ OR ✗	STATUS / YEAR	NOTES
Emergency Communication System			
Two-way Radio System			
Anonymous Reporting			
Mass Notification System			
Standardized Video Surveillance Cameras and Management System			
Dispatch Console			
Cyber Security			





Security at the **property perimeter**

The property perimeter begins at the exterior of the building and extends to the parking lot. Facilities in the property perimeter might include the pharmacy, parking garages, and other common outdoor areas that may be used by the public as well as those receiving care. Your hospital's security should begin at the property perimeter to ensure you can detect, analyze, communicate and respond to unfolding incidents or potential threats before they reach the building.



Property perimeter safety & security elements include:

RECOMMENDED TECHNOLOGY	INSTALLED ✓ OR ✗	STATUS / YEAR	NOTES
Two-Way Radio System			
Gates With Electronic Card Access			
License Plate Recognition			
Video Surveillance Cameras			
Virtual Video Surveillance Fence			



L6Q Quick-Deploy LPR Camera System

Keep your perimeter secure with a quick-deploy portable license plate reader. The L6Q is easy to install in any environment while collecting data to keep your facility safer.





Security at the parking lot

Many activities take place in the parking lot – patients, visitors of those receiving care, and staff of the hospital park their vehicles or arrive and depart by bus or other means of transportation. This highly trafficked area should be monitored for common safety issues including falls, car accidents, dangerous driving, theft, vandalism and more. Knowing who should – and shouldn’t – be in your parking lot is a valuable component of your safety and security strategy.



Parking lot safety & security elements include:

RECOMMENDED TECHNOLOGY	INSTALLED ✓ OR ✗	STATUS / YEAR	NOTES
Advanced Video Analytics i.e., object recognition, unusual motion detection			
License Plate Recognition			
Video Surveillance Cameras			



Avtec Scout Dispatch Console

Reliable dispatch starts with easy-to-use and customizable communications. Avtec Scout keeps your teams connected within and across buildings and campuses with the ease of integration amongst varying communication tools.






Security at the building perimeter

The building perimeter includes the entire exterior of the building and all entrances and exits. Key security functions take place at this level and can range from simple to complex depending on the layout and the number of buildings on the campus.



Building perimeter safety & security elements include:

RECOMMENDED TECHNOLOGY	INSTALLED ✓ OR ✗	STATUS / YEAR	NOTES
Two-Way Radios			
Access Control			
Advanced Video Analytics i.e., door position, unusual motion detection			
Video Surveillance			
Weapons Detection			



MOTOTRBO R7 Two-Way Radios

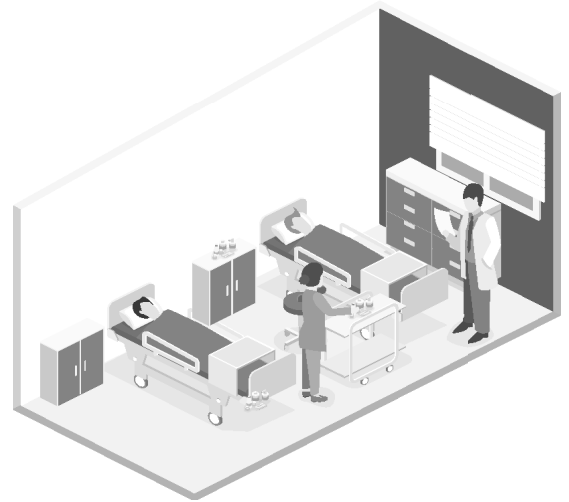
Help your security and staff hear and be heard with MOTOTRBO R7 two-way radios, a game-changing radio with superior audio capabilities in a rugged, future-ready device.





Security at the hallway/patient room

The interior of a hospital consists of all of the shared and private spaces located inside the building - including not only patient rooms but also waiting areas, cafeterias, operating rooms, laboratories, and more. These areas are commonly the last layer of protection and defense against external threats but also the first layer of protection against internal threats to patients, staff and visitors.



Hallway/patient room safety & security elements include:

RECOMMENDED TECHNOLOGY	INSTALLED ✓ OR ✗	STATUS / YEAR	NOTES
Video Surveillance Cameras			
Advanced Analytics i.e., object recognition, unusual motion detection			
Duress/Panic Button			
Mass Notification			
Access Control			
Body Worn Cameras			
Two-Way Radios			



VB400 Body-Worn Cameras

Gain real footage of escalated situations with VB400 body-worn cameras that allow you to capture video and voice of a situation providing you with accurate and undeniable footage of incidents that occur while on hospital property.





Take your hospital's safety to the next level

It's time to rethink what safety can do — driving efficiencies, bolstering performance and helping you deliver a secure and safe hospital environment for patients, staff, and visitors. By bringing together the technologies and solutions you need to detect, analyze, communicate and respond, Motorola Solutions' fully integrated technology ecosystem is helping you build a safer hospital, so you can help keep your patients, staff and visitors safe.

Learn more about how Motorola Solutions can help your hospital make sure that these critical safety technologies are checked off and installed for your healthcare facility.

[Explore more of the safer hospitals ecosystem](#)



Motorola Solutions, Inc. 500 West Monroe Street, Chicago, IL 60661 U.S.A. [motorolasolutions.com](https://www.motorolasolutions.com)

MOTOROLA, MOTO, MOTOROLA SOLUTIONS and the Stylized M Logo are trademarks or registered trademarks of Motorola Trademark Holdings, LLC and are used under license. All other trademarks are the property of their respective owners. © 2024 Motorola Solutions, Inc. All rights reserved. 02-2024 [WR02]